



PG 8583 CD [WW ADP CM]

Laboratory dishwasher with pump for AD water, liquid dispensing, DryPlus & conductivity monitoring.






- Perf./cycle, e.g. 128 laboratory flasks ⓘ
- Efficient use of resources - variable speed heater pump ⓘ
- Safety - Wash pressure, spray arm and conductivity monitoring ⓘ
- Efficient hot air drying - DryPlus ⓘ
- Total security - link to process documentation possible ⓘ

COMPLIANT
WITH MACHINERY
GUIDELINE
2006/42/EC




Product details - PG 8583 CD [WW ADP CM]



EAN: 4002515630556 / Article no. 62858361GB / Mat. no. 10224270

Construction type and version 	
Construction type	Freestanding, can be built-under, 90 cm no lid ⓘ
Outer casing	Stainless steel
Can be built-under	• ⓘ
AutoClose – Automatic door lock	• ⓘ
Buzzer, acoustic signal at end of programme	•
Service-friendly design	• ⓘ
Application 	
Suitable for laboratories	• ⓘ
Capacity 	
Laboratory flasks per cycle [number]	128
Pipettes per cycle [number]	98
Performance data 	
Circulation pump Qmax in l/min.	500
Maximum final rinse temperature in °C	93
Wash cabinet usable capacity in l	145
Tested operating hours ⓘ	15.000
Controls 	
Control system	TouchControl
Programme selection	Touch on metal
Short-cut buttons	• ⓘ
Max. delay start in h	24

Programmability	programmable
Programmes [number]	14
Free programme positions [number]	2
A0 value controls	•
Programme recontinuation in event of power outage	•
Time left display	•
Programme sequence indicator	•
Selectable display languages	•
Standard electrical connection	
Electrical connection	AC 230V 50HZ
Heater rating in kW	5,5
Total connected load in kW	6,3
Fuse rating in A	30-32
Length of mains cable in m	1,80
Possible voltage variant 1 	
Electrical connection	3N AC 400V 50HZ
Heater rating in kW	8,5
Total connected load in kW	9,30
Fuse rating in A	15-16
Possible voltage variant 2 	
Electrical connection	AC 230V 50HZ
Heater rating in kW	2,5
Total connected load in kW	3,30
Fuse rating in A	15-16
Water connection/drainage	
Cold water [number]	1
Cold water for steam condenser [number]	1
Hot water [number]	1
ADP – with feed pump for DI water [number]	1
Required flow pressure in kPa	200-1.000
Maximum delivery head for drain pump in cm	100
Integrated water softener	•
Maximum water hardness (cold water/hot water) in mmol/l	10,700
Drain pump [DN]	22
Water protection system	Waterproof system
Drying unit	
Integrated drying unit	•
Fan in kW	0,3
Heater element in kW	2,2
Total connected load in kW	2,5
Air throughput in m³/h	60
HEPA filter class	H14
Filtration efficiency HEPA filter (in accordance with DIN EN 1822) in %	99,995
HEPA filter service life in h	500
Dimensions and weight	
External dimensions, height in mm	820
External dimensions, width in mm	900

External dimensions, depth in mm	600
Wash cabinet, usable height in mm	520
Wash cabinet, usable width in mm	530
Wash cabinet, depth of lower basket in mm	520
Wash cabinet, depth of upper basket in mm	474
Net weight in kg	98



Emissions data

Emissions – sound pressure at workplace 	<70 dB(A) re 20 µPa
Heat dissipation into the room in MJ/h 	1,40





Programmes

Special 93 °C–10'	•
Universal	•
Standard	•
Intensive	•
Inorganic	• 
Organic	• 
Injector Plus	•
Pipettes	•
Plastics	•
Mini	•
Oil programme	•

Features

1 dispenser pump for liquid cleaning agent	• 
1 dispenser pump for neutralising agent	• 
Additional integrated dispenser pumps (optional)	• 
Volumetric dispensing control	•
Steam condenser	•
Spray pressure monitoring	• 
Spray arm monitoring	• 
Conductivity monitoring	• 
Interface for cycle documentation (optional)	• 
Multi-component filter system	•
Variable speed heater pump ^{2/3}	• 
Load carriers – direct connection	• 
DryPlus	• 
In-door salt container	• 
Customer service optical interface	•
Setting options for chemical agents (3 x 5 l / 2 x 10 l)	• 
Wash cabinet seamlessly welded using laser technology	• 
Heater elements outside wash cabinet	• 
A wide range of accessories (optional)	• 

Connection options

Serial interface RS 232 (optional)	• 
WLAN via DataDiary (optional) 	• 
Ethernet interface (optional)	• 

Norms, test certificates and symbols

VDE (electrical safety)	•
IP safety class according to EN 60529: IP 21	•

• Safety class according to EN 60026: II 2.

EN 61010-2-040

•

EN 61010-1

•

RoHS guideline 2011/65/EU

•

Machinery Directive 2006/42/EC

•

Subject to technical changes; no liability accepted for the accuracy of the information given!

¹ Patent: EP 1 733 675 B1

² Patent: EP 1 047 334 B2

³ Patent: EP 1 247 993 B1

⁴ Patent: EP 1 457 153 B1

Distributed by:

Lab Unlimited
CARL STUART GROUP

Tallaght Business Park
Whitestown, Dublin 24,
Ireland
D24 RFK3

Tel: (01) 4523432

Fax: (01) 4523967

E-mail: info@labunlimited.com

Web: www.labunlimited.com

Quatro House, Frimley Road,
Camberley,
United Kingdom
GU16 7ER

Tel: 08452 30 40 30

Fax: 08452 30 50 30

E-mail: info@labunlimited.co.uk

Web: www.labunlimited.co.uk